







Ultimate Morocco Packing Checklist

 **Luggage Logistics:** Checked luggage can get lost or delayed on the way to any destination. Prepare for this possibility by wearing items that are essential to your Wild Women Expeditions adventure. In your carry-on, pack a light jacket, change of clothes, snacks, toiletries, water bottle, medications, camera, and all paperwork. Depending on group size, luggage space in vehicles can be limited. Please use a small to medium-sized suitcase or duffel on rollers. Our best advice? Don't pack more than you can carry!

 While visiting mosques and other religious monuments you should dress modestly and cover your shoulders. You may also be asked to also cover your head when entering such places. Outside of capital cities and touristy areas, local dress is often more conservative. We recommend loose-fitting clothing and to avoid wearing short shorts or skirts. Choose breathable fabrics like linen and cotton and be sure to cover your shoulders, cleavage and knees out of respect for the predominantly Muslim culture in Morocco.

 **Safety Note:** Keep photocopies of your original documents (passport, travel insurance and tickets) in a separate bag! It's also wise to have a hard copy of your emergency contacts in the event that you lose your phone.

 **Laundry** We recommend bringing enough clothing to only have to do laundry once during your trip, if at all. Laundry facilities will be available at some accommodations for an additional fee.

 **Helpful tip:** Always check the weather in your destination in the week leading up to your trip!

Below is a list of required, recommended and optional items to bring on your Wild Women Expeditions adventure. This list is provided as a guideline and is not exhaustive, nor do you need to bring everything on it (unless it is *required*). Think about how you travel and what works best for you. If you know you'll never wear or use a particular item on this list, don't worry about it!

Required Items

- Main luggage: suggested small to medium sized suitcase with rollers (soft or hard sided is fine), or travel duffel with rollers; travel backpacks are fine too (40-60L), but keep in mind that you need to carry this along with your day pack in the airport and from vehicles to your accommodation
- Small day pack (18-25L)
- Comfortable walking shoes (i.e. trail runners or sneakers are best)
- Light rain/wind jacket
- Reusable water bottle

Recommended Items

- 2-3 pairs pants or capris
- 5-8 tops (mix of t-shirts and lightweight long sleeves); if bringing tank tops, they should have thicker straps and worn with a shawl, scarf or open sweater
- 1-2 warmer sweaters or insulating layers for cooler nights
- Underwear
- Bras
- Pyjamas
- Brimmed hat
- Bandana/buff
- Bathing Suit (one piece is recommended)
- Scarf/sarong/shawl (when entering a mosque you may be asked to cover your head)
- Breathable, comfortable walking shoes (or hiking shoes)
- Comfortable sandals
- Sunglasses (with optional leash)
- Toiletries (make sure sunscreen and lip balm with SPF are among those items!)
- Personal First Aid Kit. It should contain: Ibuprofen/ASA, band aids/plasters, second skin, adhesive tape, anti-histamines, Polysporin, Imodium or similar tablets for mild cases of diarrhea, throat lozenges, extra medications/ vitamins you may be taking, motion sickness medication for car travel or sea sickness, hand sanitizer/wipes etc.
- Sandals
- Ear plugs (for shared rooms)

- Smartphone and/or camera if applicable with charger, plug adapter for destination, converter, and external battery for charging (if desired)
- Money belt

Optional Items


- Snacks (if you have faves you like to travel with)
- Electrolyte drink mix (to aid in rehydration)
- Reading material
- Pencil and notebook/journal (if that's your thing!)
- Camera and accessories, with extra batteries

Essential Documents

- Passport (with photocopies and/or saved on phone)
- Travel insurance (with photocopies and/or saved on phone)
- Airline tickets (with photocopies and/or saved on phone)
- Local currency, debit and credit cards
- Wild Women Expeditions Trip Details and Bulletins (saved for easy access on your phone)
- Any entry visas or vaccination certificates as required

Resources for Buying Outdoor Gear & Clothing

- Mountain Equipment Company, REI, SAIL, Atmosphere, Sportchek
- Borrow: Why buy when you can borrow from a friend?
- Thrift stores and online swap sites are also great places to find second-hand gear for a fraction of the price. Reduce, Reuse, Recycle, Rewear!

 **Gear Note:** We want you to be super Girl Scout-prepared for this trip! If you are unsure about any of the items on this list, ask us! Or, talk to the staff at your local outfitter. They love to chat about gear and will expertly kit you out!